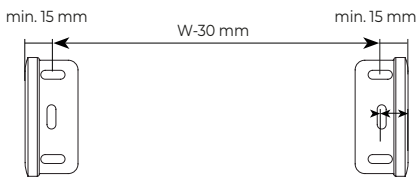
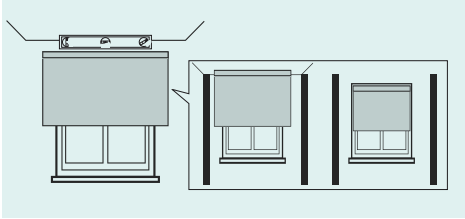


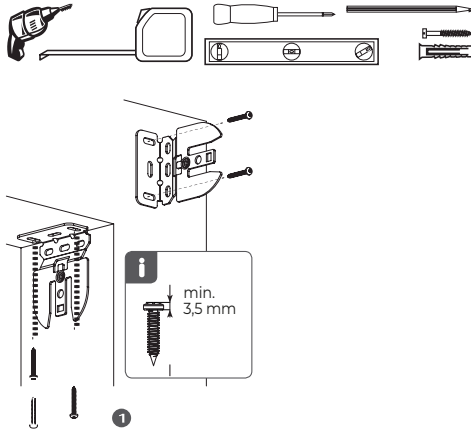
Roller blinds

Fitting instructions

Assemlation



Necessary tools and materials



CHILD SAFETY



Read these instructions carefully before installing and using the safety device. Children can be strangled if the device is not installed correctly. This safety device shall be correctly installed for the protection from strangulation of young children and the proper operation of the blind. Keep the instructions for future reference. Use of safety devices helps reduce the risk of strangulation but cannot be considered entirely foolproof.

The package contains small parts. There is the possibility of swallowing and choking small parts for children.

WARNING

Young children can strangle in the loop formed by the cords, chains and straps that run through window coverings. They can also wrap the rope around their neck. To avoid strangulation and entanglement keep cords out of reach of small children. Move beds, cots and furniture away from the cords of window blinds. Do not tie cords together. Make sure cords do not twist and create a loop.

Information for use and maintenance

- Keep this instruction manual for future reference.
- Mount the roller-blinds according to the instructions. Check for correct assembly with a level.
- If the blind rolls up unevenly to one side (as a result of being mounted incorrectly to window, wall or ceiling), place a pad of a sheet of paper's thickness on the opposite side, under the first roll of fabric.
- In very sunny rooms or where high temperatures occur periodically, do not unroll the blind all the way. It is recommended that two coils of fabric should be left on the tube.
- Do not wash. Small dirt should be cleaned off with a slightly wet cloth or an eraser.
- Can be vacuumed.
- Product susceptible to wrinkling.
- Before narrowing the roller-blind on your own, check products for homogeneity (shade, pattern orientation, flaws).
- Any reworks (e.g. narrowing, shortening) result in loss of warranty and are not subject to complaint.
- Roller-blinds made from new batches of fabric (purchased at certain intervals) that may differ in shade or fabric texture are not the basis for complaint.
- Acceptable working conditions of the roller blind: for indoor use at 15°C ~ 30°C.
- None of the components requires a periodic change and/or maintenance.
- Check the condition of the device if not used regularly and replace the device if it is faulty.
- The internal free hanging roller blind is intended for use indoors.
- The internal roller blind is intended for regulation of outdoor lighting and view inside the room.

1

2

3

4

5

6

7

OUT